

Needs Assessment

For



February 28, 2013

**Needs Assessment
for
Ozark Mountain Solid Waste District**

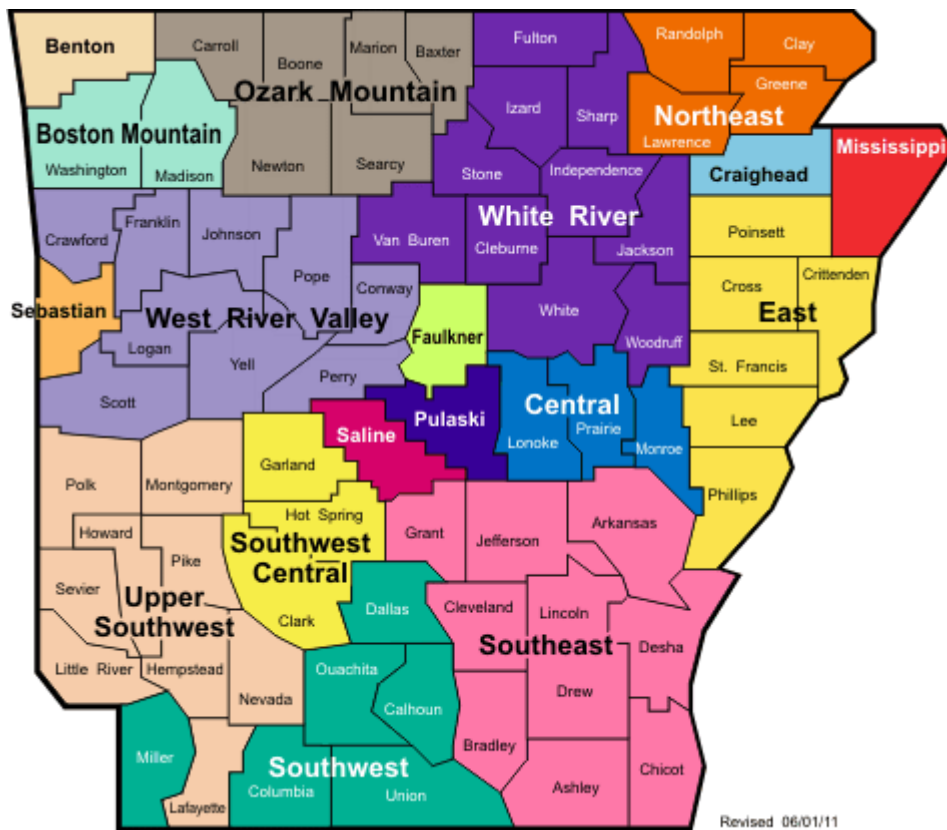
Table of Contents

<u>Topic</u>	<u>Page</u>
Element 1: Plan Area -----	1
Element 2: Administrative Structure -----	5
Element 3: Waste Stream Origin, Composition, and Characterization-----	14
Element 4: Waste Collection, Recycling, and Disposal -----	17
Executive Summary of the District Needs Assessment -----	21
Attachments-----	23

Element Number 1

“Plan Area Structure”

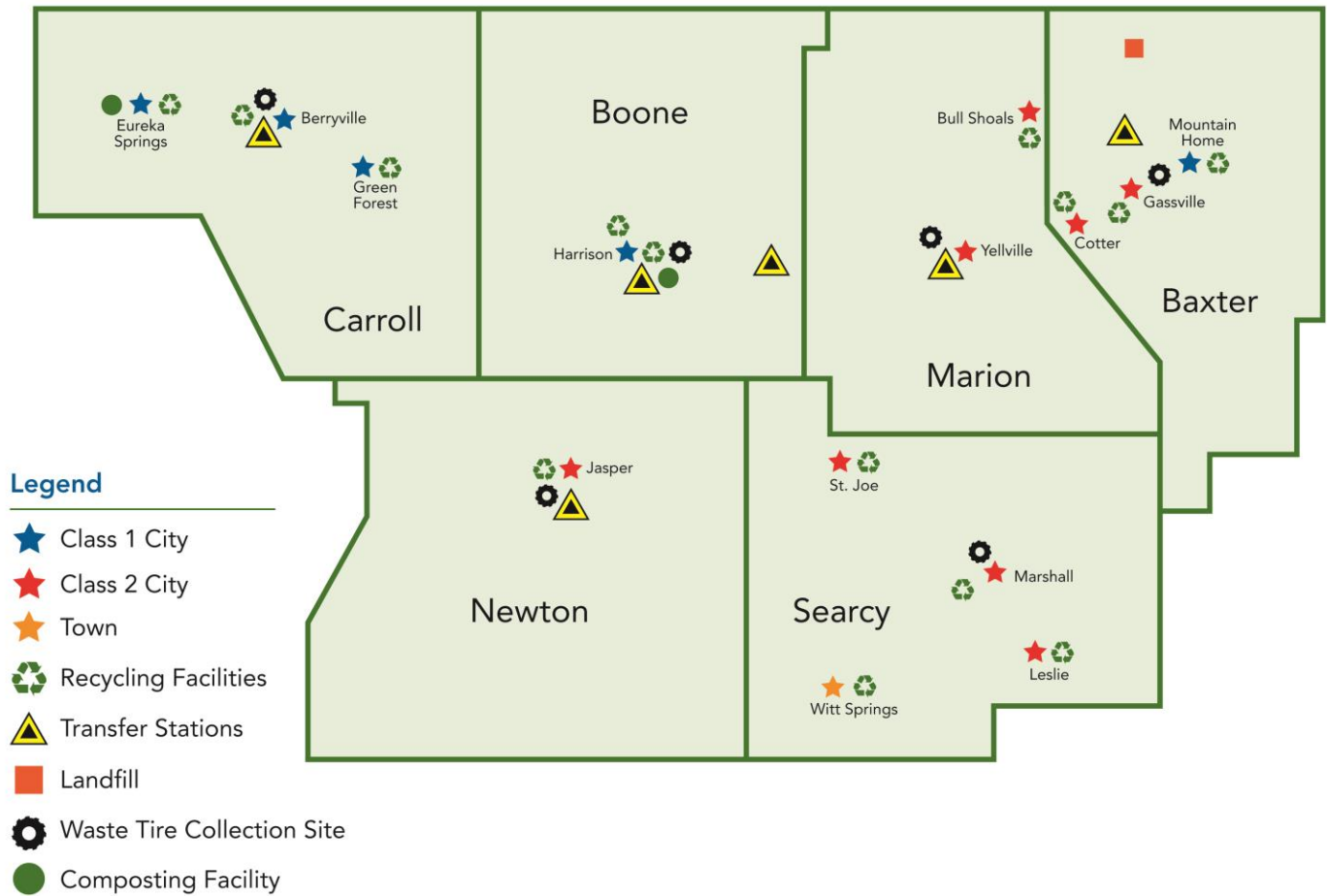
1. **Demographics** – This item will help define the recipients of solid waste services and will determine the number of users located in the planning area.
 - 1.1. **Map of District** – Provide a map of the RSWMD. Include the entire jurisdictional area.



1.1.1. Site the Class 1 cities on this district map.

1.1.2. Site the locations of permitted landfills, transfer stations, recycling facilities, and composting sites on this district map.

Ozark Mountain Solid Waste District



1.2. **Census Data –**

Current population of the jurisdictional area

POPULATION	
County	2013
Baxter County	45,954
Boone County	39,301
Carroll County	27,673
Marion County	17,157
Newton County	8,484
Searcy County	8,066

Population change for the jurisdictional area from 1990 to 2010;
 Estimated population change for the plan area from 2010 to 2020; and

POPULATION AND PERCENT CHANGE BY COUNTY: 1990 to 2010							
					Percent	Percent	<i>Estimated</i>
		CENSUS		ESTIMATE	Change	Change	<i>Percent Change</i>
County	1990	2000	2010	2020	1990 to 2000	2000 to 2010	2010 TO 2020
Baxter	31,186	38,386	41,513	50,719	23	8	22
Boone	28,297	33,948	36,903	42,456	20	9	15
Carroll	18,654	25,357	27,446	28,532	36	8	4
Marion	12,001	16,140	16,653	17,804	34	3	7
Newton	7,666	8,608	8,330	8,484	12	(3)	2
Searcy	7,841	8,261	8,195	8,079	5	(1)	(1)

Current housing occupancy statistics for the jurisdictional area.

HOUSING OCCUPANCY STATUS BY COUNTY: 2010				
County	Housing units			Percent Occupied
	Total	Occupied	Vacant	
Baxter County	22,580	18,748	3,832	83.0%
Boone County	16,827	15,120	1,707	89.9%
Carroll County	13,559	11,393	2,166	84.0%
Marion County	9,354	7,411	1,943	79.2%
Newton County	4,664	3,571	1,093	76.6%
Searcy County	4,900	3,574	1,326	72.9%

Element Number 2 “Administrative Structure”

2.1 Board Composition

Elected Officials – Provide a list of the name and public entity represented by the current Board Members, the years of service on the Board, and any solid waste related certifications they may hold.

Name	Entity Representing	Years Served on Board	Solid Waste Certifications
Mayor David Osmon	City of Mountain Home	7	none
Mayor Jeff Braim	City of Gassville	1	none
Judge Mickey Pendergrass	Baxter County	1	none
Mayor Jeff Crockett	City of Harrison	2	none
Judge James Norton	Boone County	2	none
Mayor Tim McKinney	City of Berryville	22	none
Judge Sam Barr	Carroll County	3	none
Mayor Bruce Powell	City of Bull Shoals	2	none
Judge Terry Ott	Marion County	1	none
Mayor Shane Kilgore	City of Jasper	2	none
Judge Warren Campbell	Newton County	2	none
Mayor Jim Smithson	City of Marshall	2	none
Judge Johnny Hinchey	Searcy County	8	none

Appointed Members – Provide a list of the name and public entity represented by current Board Members who are appointed by a mayor or county judge. List the years they have served, and whether or not a copy of their appointment papers and minutes of the meeting approving them by the city and/or county are in the District’s files.

Name	Entity Representing	Years Served on Board	Appointment Papers in District Files
Phil Jackson	Carroll County Solid Waste Authority	5	undetermined
Buddy Fry	Green Forest Public Works	5	undetermined

Advisory Boards – Provide a list of each advisory board, commission, or other entity, public or private, that provided information and/or input into the decision-making mechanism of the Board of Directors.

Currently there are no working advisory boards.

Board Meetings - Provide the following information regarding the District's Board Meetings:

How often does the Board meet?

Regular meetings are held quarterly, during the months of March, June, September and December. The Chairman calls special meetings as needed.

Where does the Board meet?

The Board meets at the Council Chambers located at Harrison City Hall, 116 South Spring Street, Harrison, Arkansas.

How is the public notified of the meetings?

A calendar notice is sent to the news media within the District. The following newspapers are notified: The Baxter Bulletin, The Harrison Daily Times, Carroll County News, The Marshall Mountain Wave, The Newton County Times and The Mountaineer Echo. We also send the announcement to two radio stations: KHOZ and KTLO.

Is an agenda provided to the public prior to scheduled Board meetings?

The agenda is available to anyone that requests it.

Public Participation - This section analyses the relationship between the Board and the public and what steps the District takes to bridge any gap in communication. Provide the following information regarding systematic input from the public:

Does the Board allow time during each meeting for public to address the Board?

The last agenda item on the regularly scheduled meeting agendas is Public Comments.

Describe how the public is engaged in the decision-making process of the Board?

All Solid Waste Meetings are open to the public. Applications for Grants or Change Orders to Grants are advertised in the Legal Notice sections of local media outlets. The Public Comment period of the Board meetings, are opportunities for public input.

What mechanisms are used by the District to involve the public, industrial sector and business sector, and to inform them of Board activities? Are formal mechanisms in place?

Currently, the meetings are publicized in the calendar sections of the local media outlets in each county within the District. The District Website and various advertising mechanisms inform all sectors of our District of Board and District activities. When applications are being made for new grants or changes are made to existing grants, a legal notice is filed with the media outlets and public comments are taken for a period of 20 to 30 days depending on the grant requirements. During the Certificate of Need Procedure, the District holds hearings within the county where the proposed facility or modification is to be located. There is also a role for public involvement in decision making, by speaking to the Board during the Public Comment period of the Board meeting.

Describe the Certificate of Need procedures for obtaining public input regarding a solid waste facility's request for a new permit or renewal of an existing permit.

During the procedure for issuing a Certificate of Need, the applicant files a Notice of Intent with the Board of Directors and 30 days later, files application for the Certificate of Need. Within 14 days of receipt, the District makes a completeness determination. The Applicant is notified and must public notice the review period in newspapers. The review period is for 30 days and public comment is accepted during that time period. During the review period, the District will conduct a public hearing in the county where the proposed facility or modification is to be located.

District Administrative Staff - This section analyses the relationship between the Board and the staff that performs the required solid waste functions.

List all staff that is in the direct employment of the RSWMD.

There are no employees of the Ozark Mountain Solid Waste District. All management and administrative work is performed by Contractors.

Include the name, title, whether full or part-time, number of years, and any certifications held that relate to solid waste issues.

Does not apply.

Contractors, Consultants, Service Providers, and Volunteers - This section discusses the private consultants, service providers, and volunteers that provide information/services on a regular basis to the District Board and/or staff.

What administrative functions are 'farmed-out' or contracted to consultants?

Melinda Caldwell is the Executive Director of the Ozark Mountain Solid Waste District. Her firm, Via Recyclables, is under contract to manage the organization. This includes providing administrative support services provided by a contractor, Cyndi Thomason of Dynamic Admin Solutions.

What non-administrative functions are 'farmed-out' or contracted to consultants?

The Ozark Mountain Solid Waste District utilized contractors in the following roles: accounting, financial auditors, legal, professional services professional design and photography.

Does a formal contract exist between the District and the contractor for the purpose of providing services?

Contracts exist between the District and most service providers.

What is the length of term of the contract?

Some are multi-year contracts; some are yearly and renewed at the Board's discretion.

From the contractor, complete an inventory of staff that is involved in solid waste administration. Include the name, title, whether full or part-time, number of years in position, and any certifications held that relate to solid waste issues.

Via Recyclables	Melinda Caldwell, Executive Director	4 years	no certifications
Dynamic Admin Solutions	Cyndi Thomason, Office Manager	3 years	no certifications

List volunteer programs currently in place. Identify how they function within the District.

There are no ongoing volunteer programs. However, volunteers are used during County cleanups and roundups.

Solid Waste Authorities

If any, please list any solid waste authorities that operate within the RSWMD. List their Board members and the city/county they represent

Carroll County Solid Waste Authority

The Carroll County Solid Waste Authority Board Members represent the three 1st class cities in Carroll County and the County Judge. Current Board members are as follows:

Green Forest	Buddy Fry Public Works
Berryville	Mayor Tim McKinney
Eureka Springs	Mayor Morris Pate
Phil Jackson the Authority Executive Director	
Carroll County Judge	Sam Barr

Discuss their function and how that relates to management of the District.

They oversee the operation of the Authority's activities including the collection division, the recycling division and the transfer station.

Are there any authority members that serve on the District's Board?

Yes.

If so, please list them and the public entity they represent.

Phil Jackson, Director, CCSWA

Buddy Fry, Board Member, CCSWA, Public Works Director, Green Forest

Administrative Procedures and Other Documents

Are the RSWMD's current Rules, Regulations, and Procedures approved by the Board? Effective date?

The Board approved the Rules, Regulations and Administrative Practices and Procedures Document on June 5, 2001.

Have they been filed with the Arkansas Secretary of State? How was the public involved in development of the District's Rules, Regulations, and Procedures?

These rules were developed while the District was administered by the Northwest Arkansas Economic Development District. The current management has no records to indicate the level of public involvement in creating the document or if it has been filed with the Arkansas Secretary of State.

Append a copy of the district's approved Rules, Regulations, and Procedures. Include any amendments.

A copy is attached. (Attachment A)

Administrative Funding: Fiscal Year 2012

RSWMDs fund their operations using a variety of methods as described in Arkansas statutes. Funding is also supplied to the Districts via the Solid Waste Management and Recycling Grants Program and the Waste Tire Program.

Provide the following information regarding how the district is funded and the percentages of that funding source when compared to the entire district budget. In the following manner, list the most recent annual funds received from ADEQ for administrative purposes:

a. Recycling Grants – FY2012	\$ <u>95,363</u>
b. Waste Tire Grants –FY2012	\$ <u>223,102</u>
c. Other grants (identify Source) <u>E-Waste FY2012 \$97,115</u>	
	<u>EWEN FY2012 \$6,879</u> \$ <u>103,994</u>
d. Total administrative funds from Grants	\$ <u>38,531</u>

Next, list all administrative fees levied and collected by the District for FY 2012.

Source	Most Recent Annual Dollar Amount	% of total
ADEQ GRANTS (from d above)	\$ <u>38,531</u>	<u>6.7</u> %
Local Sources:		
Hauler Licensing	\$ <u>3,570</u>	
Taxes	\$ _____	
Per Capita Fee	\$ _____	
Assessment/Tipping	\$ <u>105,135</u>	
Collection Fee	\$ _____	
Other*	\$ <u>3,378</u>	
*specialty and non-fee paid tires		
Total Local Revenue	\$ <u>112,083</u>	<u>19.6</u> %
Total Annual Funds	\$ <u>573,073</u>	<u>100</u> %

RSWMD Budget

Provide a copy of the most recent annual budget for the RSWMD.

See the Annual Budget attached. (Attachment B)

Who approves the annual operating budget for the district?

The Budget is approved by the Board of Directors prior to the beginning of the fiscal year.

Public Education and Support

Provide information on the programs and resources utilized by the district to provide education to the general public.

The District has a public awareness program to encourage all recycling, especially E-waste recycling. The campaign is called Recycle This and it prominently features our web address to encourage citizens to learn more about recycling in their community. The campaign utilized billboard, print and online media. A photo of one of the billboards is below. These billboards are displayed in two counties and they rotate to different locations every 60 days.



The District also ran periodic advertising in each county over the past year. A copy of the ad is below. In addition to the print ads, banner ads were also placed on the newspaper websites. As a result of this activity last year, our website traffic increased from an average of 224 visitors per month in FY 2011 to 310 visitors per month in FY 2012 – a 38% increase.

The advertisement is a vertical poster for a 'Spring Cleanup' event. At the top, it features a green recycling symbol and the text 'SPRING CLEANUP' in large, bold, green letters. Below this, 'Marion County Transfer Station' is written in blue. A note states 'All Customers Must Use Hwy 202 Entrance'. The dates 'MAY 11 & 12, 2012' and 'FRIDAY AND SATURDAY' are prominently displayed. A section titled 'Must have valid permit' provides details about permit locations and a 'One load per day per person, please' rule. It lists accepted items: 'Construction material, household items/furniture, computers, TV's'. A list of items to be recycled is shown in a separate box: a computer monitor, a plastic jug, a newspaper stack, a tire, and various bottles. The Ozark Mountain Solid Waste District logo and website 'OzarkMountainSolidWaste.com' are at the bottom. Contact numbers are also provided: '(870) 449-5501 or (870) 449-6231'.

How is the public informed of the goals and objectives, as well as achievement of the goals?

The public is informed about the District's goals and objectives and our performance, primarily through newspaper articles that are written by the local news media following our Board of Directors meetings.

How is the public informed of the services, available facilities, and programs of the District?

The website is the primary vehicle for informing the public. The advertising campaign mentioned above promotes the website so citizens are aware of it as a resource for information regarding their local services. Melinda Caldwell, Executive Director, does local TV and Radio programs periodically and makes presentations to community organizations such as Rotary clubs, Chambers of Commerce, etc.

How is the public involved in the planning and participation of events and programs supporting the district's goals and objectives?

Volunteer groups use District satellite trailers for local festivals and fairs. School Green Teams promote programs in their school systems. Outdoor Classrooms promote strong waste diversion education and programs. Volunteers donate time for litter clean up and round up events.

Programs for Elimination of Illegal Dumping and Open Burning

The District receives complaints from citizens. Referrals are made to Sheriff, Police Offices, and ADEQ officers. Local Law Enforcement activates complaint follow up. District issues letters and corresponds with Law Enforcement on progress.

Explain the RSWMDs programs, enforcement efforts, and public education initiatives to eliminate open burning and burn barrels within the District. –

Brochures, websites and educational programs cite the illegality of burning in Arkansas. Most complaints are received at local law enforcement offices. All other complaints are issued to local law enforcement.

Provide information on current illegal dump site locations and what programs the District has in place to eliminate these sites.

CR 507 Carroll County – letter issued to all parties. Visit pending from Carroll Sheriff to insure dump clean up.

Searcy County working with land owner to access dump for clean up. Signage installed at potential dump areas.

Provide the names of all licensed Illegal Dump Control Officers within the RSWMD. –

All dumps are referred to local law enforcement.

Element Number 3

“Waste Origin, Composition, and Characterization”

Waste Categories - Provide a spreadsheet or table categorizing solid waste as being generated by residential households and commercial entities, as well as waste generated by industries within the District.

Residential and Commercial Waste Estimation - can be estimated utilizing a per capita generation rate. The most recent information provided by EPA indicates that household and commercial waste (known as municipal solid waste or MSW) is produced at a rate of 4.43 pounds per person per day.

With the District’s 2013 population base of 146,635, at the rate of 4.43 pounds per day, the District’s Residential and Commercial Waste is estimated at 118,551 tons for 2013.

Municipal Solid Waste Makeup - can be computed by utilizing the percent of material commonly found in the waste stream and the populations for each county of the state.

<u>Waste Type</u>	<u>% of</u>	
	<u>Waste Stream</u>	<u>Tons</u>
Paper and Paperboard	28.50	33,787.00
Food Scraps	13.90	16,478.57
Yard Trimmings	13.40	15,885.82
Plastics	12.40	14,700.31
Metals	9.00	10,669.58
Rubber and Textiles	8.40	9,958.27
Wood	6.40	7,587.26
Glass	4.60	5,453.34
Other	3.40	4,030.73
Total Waste Tons		118,550.89

Industrial Waste Generation - Industrial Waste generation rates can differ significantly from one locale to another.

Each RSWMD should conduct a survey of the large industrial waste generators within their District. All estimations of industrial volumes should be based upon the results gained from individual surveys done by the District.

Each District should develop a method to identify generators and provide a survey form for completion by the facility.

These generators might be identified based upon number of employees (such as more than 100 employees), estimated volume waste produce by the facility (such as more than 50 tons per year), or other factors determined by the RSWMD. The Arkansas Industrial Foundation publishes an annual directory of manufacturers. Provide the following for each Generator:

Generator Name and its location, Types of waste generated, Latest annual volume of industrial waste (exclude waste considered commercial waste), Latest annual types and volumes of materials recycled by the Generator.

The District purchased a database of industrial facilities within our six counties. The database contained 213 industrial facilities. The complete list is attached (Attachment C). The survey forms prepared by ADEQ were mailed to these facilities. Two were returned undeliverable. Twenty-seven were returned with N/A or zero's in the data fields. Forty forms were completed with information that is summarized below. Many respondents did not report their volume in tons, but rather used a formula of the size of their waste receptacle in cubic yards multiplied by the number of times it is serviced per year. In those cases, we used 450 pounds per cubic yard as a conversion measure to calculate tons. This number was the midpoint of a range published by EPA for converting un-compacted, commercial-industrial waste from volume (cubic yards) to weight.

Waste Type	Tons	Landfill/Recycled	In-State Disposal Location	Out of State Disposal Location	Hauler	Business	Annual Cost
MSW	46.8	Landfill	Mountain Home		Methvin	American Strap - Martin Dingm	\$ 1,625
	460	Landfill	Mountain Home		Methvin	Claridge Hwy 62-65	\$ 80,000
	18	Landfill	Mountain Home		Methvin	Claridge Industrial Park Rd	\$ 213,781
	300	Landfill	Mountain Home		Methvin	Wabash	\$ 300,000
	19	Landfill			Inland		\$ 4,600
						SCI Millwork	\$ 2,958
	46.8	Landfill			Nabors	Lewis Sign & Neon	\$ 1,440
	23.4	Landfill				Das Butcher Haus	
	150				4D Sanitation	Wilson Combat	\$ 8,000
	1	Landfill			IESI	Spring South	\$ 800
	5	Landfill		Mountain Home	Methvin	unknown - no name	\$ 9,000
	430	Landfill			Methvin	Flexsteel	\$ 10,874
	330	Landfill			Nabors	Baxter Healthcare	\$ 32,500
	46.8	Landfill		Missouri		Illumination Station	\$ 2,000
					Nabors	Sealco Mfg. Corp	\$ 11,795
	25	Landfill			Nabors	Johnson Mfg	\$ 2,820
	8					Interpack Inc.	
	104	Landfill			Methvin	Mtn Home Mfg	\$ 1,620
	0.25	Landfill		Mountain Home	Nabors	REBROD Inc.	\$ 200
	26	Landfill			IESI-Madden	AEK-Plas Products	\$ 3,200
	23.4	Landfill		Mountain Home	Nabors	Jackson-Mitchell	\$ 1,224
	50	Landfill			City of Marshall	Universal Pultrusions	\$ 1,710
	5.25	Landfill			City of Marshall	Tillco Company	\$ 1,080
	156					Lakeland Industries	\$ 960
	40	Landfill			Methvin	Wright Steel	
	25				Methvin	Miller Hardware	\$ 3,600
	0				Nabors	Partie Pipe & Septic Tank	\$ 798
	5	Landfill		Mountain Home	Nabors	Industrial Powder Coating	\$ 840
	80	Landfill			Nabors	TRG Harrison	\$ 3,360
	46.8	Landfill			Nabors	Altronic Research/Power film	\$ 1,300
	70.2					Modern Parts	
	43	Landfill		CCSWA	CCSWA	TRG Berryville	\$ 1,090
	240	Landfill		Mountain Home	Nabors	Pace Industries	\$ 100,000
23.4	Landfill		Mountain Home	Springfield MO	Methvin	APAC-Central Arkola	\$ 4,334
23.4	Landfill		Mountain Home	Springfield MO	Methvin	APAC-Central North Harrison	\$ 1,585
70.2	Landfill		Mountain Home	Springfield MO	Methvin	APAC- Central Valley Springs	\$ 9,758
MSW Total	2941.7						\$ 818,852
Liquid	0.25	Recycled		Springfield MO	Safety Clean	Wabash	
	0.1	Landfill			Methvin	SCI Millwork	
	3 to 40	Landfill		Mountain Home	Methvin	no name reported	
	201 gal of oil	Recycled			Used oil services	Johnson Mfg	
	.32	Recycled		Connersville IN	Superior Trans Logist	Universal Pultrusions	
580	Recycled		Springfield Mo	Safety Clean	Pace Industries		
Sludge	465		Mountain Home		Methvin	Claridge	
	2381	Landfill	Mountain Home		Methvin	Claridge	
	150	Landfill			Methvin	Pace Industries	
Medical	non reported						
Other	wood	130			Methvin	SCI Millwork	
		16	Landfill		Nabors	Baxter Healthcare	
		1	Landfill	Harmon	Inland/Methvin	Ark-Rod, Incl	10300
		10	Recycled	Mountain Home	Start2 start	Mtn Home Mfg.	
		6	Landfill		Methvin	Brewer's Truss	360
	glass	0.75	Recycled	Recycled in plant		Red Fern Glass	25
		0.1	Landfill		CCSWA	Claridge	
	OCC	light trailer every mo				Modern Parts	
	1.8	Recycled		Dennison TX	Safety Clean	Pace Industries	
Other Total							\$ 10,685

In response to the question about predicted changes to types or quantities of waste in the foreseeable future, the following answers were received:

may reduce sludge if they purchase face sheet from another supplier
one time cleanout in June-Sept of last year
manufacturing my double or triple
Always trying to reduce MSW through EFEC program - see sustainability plan
Layoff?
hope to reduce cost by recycling more
Liquid waste will drop to >5 tons due to installation of an evaporator

Flexsteel, in Harrison, AR was the only industry that reported having a sustainability plan. A copy of that plan is attached. (Attachment D)

Only two suggestions were made for future state regulations:

get landfill near us
less regulation will be only productive condition for business

Element Number 4

“Waste Collection, Recycling, and Disposal”

There should be an evaluation of the collection, recycling and disposal system in place within the District. This should demonstrate the level of services provided, type of services provided, and the associated costs of those services. The effectiveness and convenience of collection services for all residents should be evaluated, as well as providing information for RSWMD planning.

Additionally, this element will provide a very clear outline of the current infrastructure (facilities and transportation) status in various Districts throughout the State.

In order to have consistent information, all data provided should be from January 1-December 31, 2011.

Existing Solid Waste Management Facilities -This item will provide a description and available handling capacity on all existing facilities used in management or disposal of solid waste within the District.

Landfills - While landfills have historically been the primary depository of solid waste collected within the state, more and more RSWMD's are looking for alternatives to land disposal.

Each RSWMD should identify all facilities within the jurisdiction that is utilized for management of Solid Waste, including waste to energy facilities, C&D Recycling facilities, Recycling centers, as well as landfills.

A map locating each type of facility should be provided. (Map on page 2)

Each landfill should be listed and information on volumes received, source of waste (in District vs. out of District), remaining life/capacity, expansion plans, projected closure date. Survey form is included in Attachment E.

2011 MSW	In District: 61,294 Tons	Out of State: 3,226 Tons
2011 C&D	In District: 4,850 Tons	Out of State: n/a

Recognizing that landfill operators charge different customers different tipping fees based upon contract terms, volume, and special handling requirements, the “gate rate” for each material accepted should be provided.

The landfill is no longer accepting material as of December 2012.

Transfer Stations play a significant role in providing economical transport of collected waste to final disposition. Transfer stations also provide local disposal options for waste materials not collected by Collection Company.

Identify each transfer station and the services provided at the transfer station should be listed (such as types of material accepted for disposal, recycling, composting.).

A map should be provided depicting the location of all transfer stations within the RSWMD. (Map on Page2)

For each transfer station, the facility that the collected material is sent to should be identified (such as landfill, material recovery facility, compost site). Completed survey forms are shown in Attachment E

District Summary of Transfer Station Survey Forms			
List of Facilities:	Carroll County Solid Waste Authority		
	IESI		
	Marion County		
	Newton County		
	Methvin Sanitation was sent a survey but declined participation		
The report period requested is for materials received January 1 to December 31, 2011			
Type of Material	Annual In-District Volume in Tons	Out-of-District Volume in Tons	Disposal Facility
MSW (Res. & Comm.)	29,937.21		CCSWA*
Industrial			
C & D Waste	1,391.76		CCSWA/Methvin
Special Waste			
Liquid Waste			
Medical Waste			
Other			
*end location: Cherokee Nation Landfill, OK			
Totals	31,328.97		

All other facilities utilized for management of collected waste should be identified.

The list of facilities might include Material Recovery Facilities (recycling centers), compost facilities, C&D recovery facilities or waste-to-energy facilities.

For each facility, identify the amount and type of material handled, service area serviced, and service charge to customers utilizing facility.

Provide a listing of each existing facility, including the following information:

Name of Facility, Physical Address or description of Location of the Facility, Contact Information, Type of Facility (ie: Class I Landfill, Class 3 Landfill, Class 4 Landfill, Transfer Station, Recycling Facility, etc.), Remaining Capacity of the disposal facilities, in years and cubic yards, using the most recent Annual Engineering Inspection Report. These reports are available on ADEQ's website.

http://www.adeg.state.ar.us/solwaste/branch_technical/permitted_facils/permit_list.asp

Using the listing supplied by Robert Hunter via email on January 31, 2013, the following facilities were mailed surveys. American Truck Repair, Arkansas Scrap Metal, CM Speake Iron and Metal, Methvin Sanitation, Ranger Boats, Rock-Tenn, and Southern Tag & Landfill. One Survey was returned from American Truck Repair. Their information is below and their survey form is included in Attachment F:

American Truck Repair 1505 201 N, Mountain Home Ken Selder, 870.424-4567

1 Ton of Batteries hauled by Interstate Battery
2 Tons Rubber/Tire hauled by GCR Tire – Batesville
1200 Gallons Oil Burned in Onsite-EPA approved furnace

Other facilities include the recycling centers operated by each of the six counties within the District:

Baxter County HHHW
Baxter Day Service Center
City of Harrison
Methvin Sanitation & Boone County Recycling
Carroll County Solid Waste Authority
Marion County Transfer Station
City of Bull Shoals
Newton County Recycling Center
Searcy County Recycling Center

Copies of their Recycling Activity Surveys for 2011 are included in this report as Attachment F.

Solid Waste Collection Systems - This item will provide a description and available capacity of the collection/ transportation systems in place in the District.

Provide a table of the existing solid waste collection systems within the RSWMD.

We did not receive sufficient information from our waste haulers to complete this section at this time.

Collection Service Providers - Identify the type of service provided, service area, frequency of collections, contractual arrangement (individual or exclusive contract), and method of revenue collection (from individual or contract with government entity).

Determine the cost of services for residential services (garbage, recycling, bulky waste, yard waste, and other services).

Each collection company should provide the number of accounts (residential, commercial, and industrial).

Include the volume of material delivered to end point facility (landfill, transfer station, recycling center, compost center, etc).

Waste Hauler/Transporter Information - Please Provide the following information for each Waste Hauler/Transporter:

Name of Hauler/Transporter, Contact Information, Hauler Equipment List and Hauling Capacity, Detailed map showing coverage area served by the hauler. (This map should provide coverage on a street level of detail.)
Type(s) of materials transported, including commercial and industrial wastes.

Non-hazardous Waste Hauler Survey Forms supplied by ADEQ were mailed to 13 Waste Haulers within the District that have permits through the District. Nine of the haulers responded and their responses are summarized in the table that follows. Attachment G includes their Survey Responses and Maps Attachment H is the list of Haulers, their contact information and equipment and the Disposal Facilities used.

District Summary of Hauler Survey Forms					
District Name: Ozark Mountain Solid Waste District (9 respondents out of 13 surveyed)					
The report period requested is for materials received January 1 to December 31, 2011					
Type of Customer	# of Accounts	Annual Volume in Tons	# of Licensed Trucks	# of Routes	Type of Material
Residential	4770	19908	43	45	
Commercial	99	10418	10	2	
Medical Waste					
C & D Material	50	1972	1		
Recycling	1000	2026	2	15	
Industrial					
Other					
Totals	5919	34324	56	62	
Attach a list of Haulers and the Disposal Facilities they use with this completed form. (Attachment G)					

Import/Export Status - This item will provide information about the waste that is generated within the jurisdictional area of the District and shipped out for management or disposal. Additionally, this item will provide information about waste generated outside the jurisdictional area of the District and shipped into the District for management or disposal.

Provide a list of the types and estimated annual volume of waste generated within the jurisdictional area of the District and shipped out of the District and/or out of state for management or disposal.

There was 48,292 tons of waste collected from July 2012 through December 2012, that would be annualized to 96,584 tons. As Nabors Landfill is no longer accepting waste, this volume is now shipped out of the District. Some haulers are shipping to Cherokee Village, however most are shipping out of state to Oklahoma or Missouri. Haulers do not report the type of waste or the location of its disposal.

Provide a list of the types and estimated annual volume of waste imported into the District for management or disposal.

Currently there is no landfill operating within the District so no waste is imported.

Provide a list of haulers that pick up Arkansas generated waste in District and transport it out of state for disposal.

Attachment G provides a list of Haulers and their disposal locations.

“Executive Summary”

The executive summary should provide an overall evaluation of the current state of solid waste within the RSWMD, thereby satisfying the requirements of A.C.A. § 8-6-716.

It should identify areas where planning is needed to address capacity issues within the district. It should evaluate the need for landfill capacity, as well as the need for recycling facilities, C&D recovery facilities, waste to energy facilities, compost facilities, as well as other opportunities to divert waste from landfills.

It should give an overview of the transportation effectiveness within the district including adequacy of transfer stations in meeting strategic movement of waste to landfills within the district, as well as out of district/state disposal locations.

The summary should also include any recommendations for regulatory and statutory changes needed for the safe and environmental protection of the state’s natural resources.

The adequacy of funding within the RSWMD should be discussed for future needs of the district.

The Ozark Mountain Solid Waste District is one of the most remote Districts within the State of Arkansas. Our mountains, rivers and streams, karst topography and low population are one of the draws for many residents who chose to live here. Protecting those assets through strong solid waste practice is paramount. This remoteness manifests certain issues in waste service and collection as well.

Our District has ample transfer stations. Distance of travel from collections to Transfer stations is a reality, but that is the nature of our topography, and just comes with the lay of the land. We are a state boarder District, and much of our waste goes beyond the boundaries of the state of Arkansas. Reporting from ADEQ on waste reported from out of state disposal would help our District in its efforts to ensure proper tipping fees are collected

Each County Recycling Center serves as a hub for the collection of recyclable, HHW, compostable waste and MSW. Each of our centers is readily accessible to citizens who do not have curbside service available to them, although each does not provide all services necessary for broad reaching solid waste services.

We have a need for:

Composting services in all counties.

Collaboration between Board Members and Law Enforcement to enforce illegal burning activity within the District.

Expanding recyclable collection to 3-7.

Establish more C&D collection services, and strengthen markets at each County Facility

Strengthened retribution and cleanup of illegal dump activity. It is the thought of this office, that more support from the state level on investigations and funding for cleanups would help immensely.

Allow the tire abatement funds for the cleanup of tire piles less than 1000.


Our intention is to increase our educational infrastructure, for more broad-based information about current service provisions, and the hazards of improper disposal of waste. This educational agenda requires financial backing, of which our District is deficient.

As we continue to address issues created in the past, we focus on what support and educational services we can provide in the present. Our future aspirations includes a full-time educational staff member that will spend most of her time – in the field – promoting solid waste practices that will protect our environment for the long term.

Attachments

- A. Rules and Procedures
- B. District Budget
- C. Manufacturers Surveyed
- D. Flexsteel Sustainability Plan
- E. Landfill and Transfer Station Survey Forms
- F. Material Recovery Survey Response and 2011 Recycling Activity Surveys
- G. Hauler Survey Responses
- H. Hauler List with Disposal Facilities

Attachment B 2012-2013 District Budget

					
Ozark Mountain SOLID WASTE DISTRICT					Budget 2012-2013
Income					
Specialty & Non Fee Pd Tires					\$ 3,400
Recycling Grant					\$ 19,450
Waste Tire Grant					\$ 18,500
Truck Tire Grant					\$ 2,100
Hauling Permits					\$ 3,500
Tipping Fees - Other Haulers					\$ 55,000
Tipping Fees - Nabors					\$ 45,000
Total Income					\$ 146,950
Expenditures					
Contract Services					
Via Recyclables					
			<i>Via Contract</i>		\$ 60,000
			<i>Mileage</i>		\$ 5,500
			<i>Postage</i>		\$ 400
			<i>Admin Labor</i>		\$ 7,300
			<i>Office Supplies & Signs</i>		\$ 1,000
			<i>subtotal</i>		<u>\$ 75,500</u>
			Accounting Services		\$ 1,500
			External Audit		\$ 5,000
			Attorneys Fees		\$ 10,000
			Tipping Fee Paid to Nabors		\$ 34,000
			Fees and permits		\$ 250
			Public Notices		\$ 1,200
			Publications/Memberships		\$ 375
			Board Conference Registrations		\$ 750
			Projects		<u>\$ 1,000</u>
Total Expenses					\$ 129,575
Net Income					\$ 17,375

Attachment C Industrial Companies Mailed Surveys

Company Name	City	State
A B C Block Co.	Little Rock	AR
A B C Printing Co., Inc.	Mountain Home	AR
A. L. S. Technologies, Inc.	Bull Shoals	AR
Accurate Metals	Mountain Home	AR
Actronix, Inc.	Flippin	AR
ADC Mfg.	Harrison	AR
Advance Fabricating & Mfg.	Harrison	AR
Advanced Machining	Everton	AR
Aero-Mold, Inc.	Harrison	AR
Altronic Research, Inc.	Yellville	AR
American Precision Machining, LLC	Midway	AR
American Stitchco, Inc.	Mountain Home	AR
AmeriGas Partners L. P.	Berryville	AR
APAC-Arkansas, Inc., McClinton-Anchor Div.	Valley Springs	AR
Arkansas Products Co., Inc.	Harrison	AR
Arkholo Sand & Gravel Co.	Harrison	AR
Ark-Plas Products, Inc.	Flippin	AR
Ark-Rod, Inc.	Harrison	AR
Arnold Printing Co.	Harrison	AR
Artco, Inc.	Harrison	AR
B J Mfg.	Harrison	AR
Bakers Sales, Inc., Charles	Marshall	AR
Baxter County Newspapers, Inc.	Mountain Home	AR
Baxter Healthcare Corp.	Mountain Home	AR
Big Spring Enterprises	Yellville	AR
Blue Mountain Chain Saw & Distributing	Berryville	AR
Branscum & Harness Lumber Co., Inc.	Marshall	AR
Braswell Printing Co.	Berryville	AR
Brewer Custom Cabinets & Truss Rafters, Inc.	Harrison	AR
Brisco Woodworking, Inc.	Harrison	AR
Buffalo Canoes	Jasper	AR
Butterball, LLC	Green Forest	AR
Butterball, LLC	Mountain Home	AR
C & R Block Co.	Berryville	AR
Cake Deco	Leslie	AR
Cal-Maine Foods, Inc.	Green Forest	AR
Carroll County Newspaper	Berryville	AR
Carroll County Stone Quarry	Berryville	AR
Challenger, Inc.	Mountain Home	AR
Claridge Extrusions	Harrison	AR
Claridge Products & Equipment, Inc.	Harrison	AR

Contractor's Truss Systems, Inc.	Cotter	AR
Dale's Rod Shop	Green Forest	AR
Das Butcher Haus	Green Forest	AR
Dass Machine Of Arkansas, Inc.	Parthenon	AR
Dean's Top & Canvas, Inc.	Mountain Home	AR
Dingman Leather Goods, Martin	Lead Hill	AR
Ducommun LaBarge Technologies, Inc.	Berryville	AR
Durable Ralph, Inc.	Harrison	AR
E & A Woodworking	Green Forest	AR
Eagle Cabinets	Flippin	AR
Eastman-Booth, Inc.	Harrison	AR
Eaton Corp.	Mountain Home	AR
Enchanted Marble	Harrison	AR
Enterprise Printing Co.	Bull Shoals	AR
Epoxyn Products, LLC	Mountain Home	AR
Eureka Crafts Frame & Mats	Eureka Springs	AR
Eureka Stone Co.	Eureka Springs	AR
Everett's Sawmill & Trucking, Inc.	Norfolk	AR
EZ Loader Custom Boat Trailers, Inc.	Midway	AR
FleetPride, Inc.	Harrison	AR
Flexsteel Industries, Inc., Wood Products Div.	Harrison	AR
Forest Hills Printing	Harrison	AR
G F I, Inc.	Harrison	AR
Gary Signs	Nixa	MO
Geographics	Eureka Springs	AR
Gilbert Mold & Die, Inc.	Harrison	AR
Gordon's Motel	Jasper	AR
Greenhaw Sawmill	Vendor	AR
Guy's Signs	Harrison	AR
H & S Printing Co.	Mountain Home	AR
Hammons Tool & Die Co.	Harrison	AR
Harness Mattress Mfg. Co.	Harrison	AR
Harrison Daily Times	Harrison	AR
Harrison Grocer Co.	Harrison	AR
Harrison Machine	Harrison	AR
Harrison Ready Mix, Inc.	Harrison	AR
Harrison Signs Co.	Harrison	AR
Hart Monument Co., Inc.	Harrison	AR
Haul Ready Mix, Inc.	Harrison	AR
Hidy Hole Storm Shelters	Gassville	AR
Home Ice Co.	Harrison	AR
Homey Hearth Bakery	Harrison	AR
Honey, Inc.	Berryville	AR
Hudson Lumber Co., Inc.	Western Grove	AR

Illumination Station, Inc.	Harrison	AR
Industrial Mechanical Specialties	Midway	AR
Industrial Powder Coating, Inc.	Mountain Home	AR
International Grating & Flange (IGF, Inc.)	Harrison	AR
Interpack, Inc.	Berryville	AR
J & H Custom Furniture, Inc.	Pindall	AR
J C Printing & Design	Green Forest	AR
Jennings Boat Docks & Lifts, Inc.	Henderson	AR
Joey Wood Products, Inc.	Harrison	AR
Johnny's Appliance & Refrigeration Service	Jasper	AR
Johnson Mfg. Co., Inc.	Harrison	AR
Kennett Signs	Berryville	AR
Kerusso, Inc.	Berryville	AR
KG Enterprise, Inc.	Midway	AR
Kimes Auto Supply	Berryville	AR
Kinetico Studios	Eureka Springs	AR
King & Sons, Guy	Mountain Home	AR
King Ready Mix, Inc.	Flippin	AR
King Ready Mix, Inc.	Mountain Home	AR
Lakeland Industries, Inc.	Mountain Home	AR
Lane Bros.	Mount Judea	AR
Layton Sawmill, LLC	Flippin	AR
Legend Boats Ltd.	Midway	AR
Lewis Sign & Neon	Mountain Home	AR
Log Cabin Furniture, Inc.	Harrison	AR
Lone Rock Logging & Lumber	Norfolk	AR
Lovely County Citizen	Eureka Springs	AR
M & R Container Corp.	Berryville	AR
Magnet Co., Inc.	Harrison	AR
Mainline Awards & Engraving	Mountain Home	AR
Marshall Milling Co.	Marshall	AR
Marshall Mountain Wave	Marshall	AR
Martin Fertilizing, Johnny	Deer	AR
McKinney Fabrication, Inc.	Berryville	AR
Mechanical Fisher	Diamond City	AR
Metalogic, Inc.	Flippin	AR
Meyenberg Goat Milk Co/Jackson-Mitchell Inc.	Yellville	AR
Micro Plastics, Inc.	Flippin	AR
Midway Industries, Inc.	Midway	AR
Miller Hardware Co.	Harrison	AR
Mission Minded, Inc.	Berryville	AR
MMP Sabots	Harrison	AR
Modern Parts, Inc.	Harrison	AR

Morrell Log Products & Construction	Berryville	AR
Mountain Home Concrete, Inc.	Mountain Home	AR
Mountain Home Machine Shop	Mountain Home	AR
Mountain Home Mfg., Inc.	Midway	AR
Mountain Oak Products Co.	Harrison	AR
Mountaineer Echo, The	Flippin	AR
New Leaf Publishing Group, Inc.	Green Forest	AR
Newton County Times	Jasper	AR
Newton's Processing, Inc.	Harrison	AR
Nomad Piping & Fabricators	Green Forest	AR
Norfolk General Industries	Norfolk	AR
Nortech Graphics Inc.	Lead Hill	AR
Northwind, Inc.	Alpena	AR
O'Reilly Auto Parts, Inc.	Harrison	AR
Outback Banners & Signs, Inc.	Mountain Home	AR
Ozark Boat Docks, Inc.	Mountain Home	AR
Ozark Crafts	Gilbert	AR
Ozark Native Stone	Leslie	AR
Ozark Oak Charcoal Co., Inc.	Yellville	AR
Ozark Timber Treating, Inc.	Saint Joe	AR
P M Machine Co.	Berryville	AR
Pace Industries, Inc.	Harrison	AR
Paracord.Com	Berryville	AR
Parker Enterprises	Harrison	AR
Partee Culvert Pipe Co.	Mountain Home	AR
Peterson Mfg. Co., Inc.	Harrison	AR
Power Film Systems, Inc.	Yellville	AR
Precision Fabrication Assocs.	Mountain Home	AR
Quality Fabricators, Inc.	Harrison	AR
Quality Feed Grains, Inc.	Harrison	AR
Quality Machining	Mountain Home	AR
Quality Quick Printing	Harrison	AR
Ranger Boats, LLC	Flippin	AR
Rebrod, Inc.	Flippin	AR
Red Fern Glass	Green Forest	AR
Red Fox, Inc.	Harrison	AR
Richardson Cabinet Shop	Harrison	AR
Riggs Tractor Co., J. A.	Harrison	AR
Rocking A Ltd.	Diamond City	AR
Rock-Tenn Co.	Harrison	AR
Roto Molding Job Specialist	Mountain Home	AR
Royal Oak Enterprises, Inc.	Omaha	AR
S I Precast	Harrison	AR
S. C. Seasoning Co.	Harrison	AR

Sealco Mfg. Corp.	Mountain Home	AR
Shamrock Automation, Inc.	Harrison	AR
Shawnee Boats, Inc.	Mountain Home	AR
Shirt Shop	Mountain Home	AR
Sign Tech	Bull Shoals	AR
Southern Tag & Label Co., Inc.	Mountain Home	AR
Space Printing	Berryville	AR
Specialized Case Work, Inc.	Harrison	AR
Spirit Industries, Inc.	Mountain Home	AR
Spring South, Inc.	Mountain Home	AR
Tall Timbers Crafts & Fine Arts	Berryville	AR
Tankinetics, Inc.	Harrison	AR
TDH Enterprises	Bull Shoals	AR
Tedder Equipment, Inc.	Mountain Home	AR
That Print Shop, Inc.	Mountain Home	AR
TiLLCo Co.	Greenbrier	AR
TNS Enterprises, Inc.	Valley Springs	AR
Topstitch Embroidery	Harrison	AR
Traffic Safety Co.	Green Forest	AR
TRG Berryville	Berryville	AR
TRG Harrison, LLC	Harrison	AR
Trophy Shop	Harrison	AR
Trulove Graphics Co.	Berryville	AR
T-Shirt Techniques, Inc.	Harrison	AR
Twin Lakes Packing & Processing Co., Inc.	Gassville	AR
Twin Lakes Quarries, Inc.	Mountain Home	AR
Tyson Foods, Inc.	Green Forest	AR
Tyson Foods, Inc.	Berryville	AR
Tyson Foods, Inc., Feed Mill	Bergman	AR
Universal Pultrusions, LLC	Marshall	AR
Volt Industrial Plastics, Inc.	Yellville	AR
Wabash Wood Products, Inc.	Harrison	AR
Walden Construction, Inc.	Gassville	AR
Wapsi Fly, Inc.	Mountain Home	AR
Warren Welding, Inc.	Berryville	AR
Weldit Corp.	Yellville	AR
Wilson Combat & Scattergun Technologies	Berryville	AR
Wit Mfg. Co.	Mountain Home	AR
Woodland Building & Storage	Summit	AR
Wright Steel & Machine	Harrison	AR